

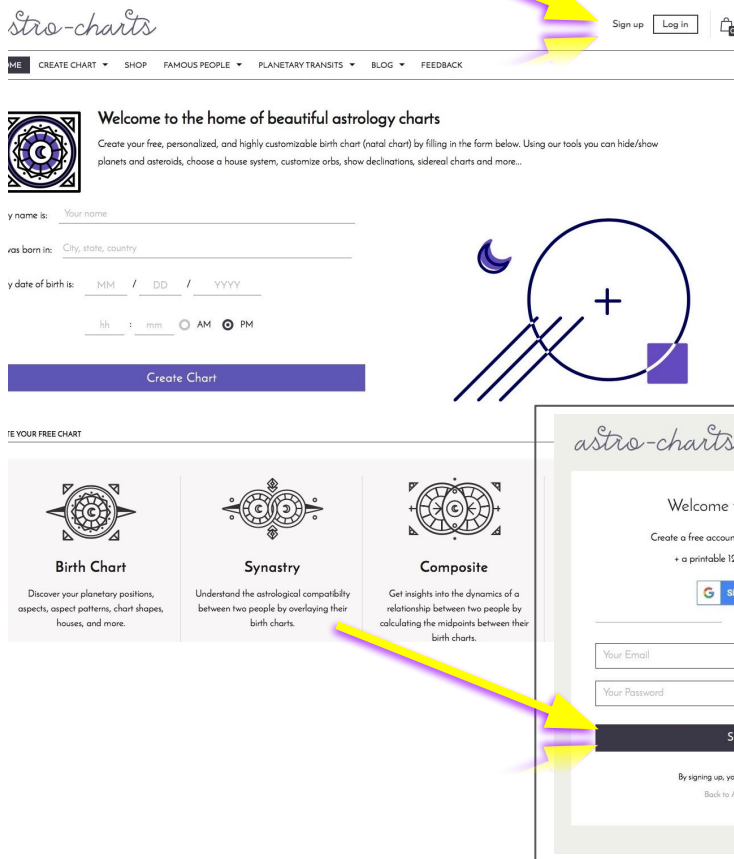
# How to set up your chart in



Prepared by DiannaFontes.Artist

# Step One

Sign Up for your Astro-Chart account if you want to save your chart and enter the info of your friends and family.



astro-charts

Sign up Log in

CREATE CHART SHOP FAMOUS PEOPLE PLANETARY TRANSITS BLOG FEEDBACK

**Welcome to the home of beautiful astrology charts**

Create your free, personalized, and highly customizable birth chart (natal chart) by filling in the form below. Using our tools you can hide/show planets and asteroids, choose a house system, customize orbs, show declinations, sidereal charts and more...

Your name is:

was born in:

Your date of birth is:  /  /

hh : mm ☐ AM ☐ PM

Create Chart

VIEW YOUR FREE CHART

**Birth Chart**

Discover your planetary positions, aspects, aspect patterns, chart shapes, houses, and more.

**Synastriy**

Understand the astrological compatibility between two people by overlaying their birth charts.


**Composite**

Get insights into the dynamics of a relationship between two people by calculating the midpoints between their birth charts.

astro-charts

Welcome to Astro-Charts!

Create a free account to save your astrology charts  
+ a printable 12-month moon calendar.

 Sign in with Google

or

Your Email

Your Password

**SIGN UP**

By signing up, you agree to our [Terms of Use](#).  
[Back to Astro-Charts](#) | [Login](#)

# Add a New Chart

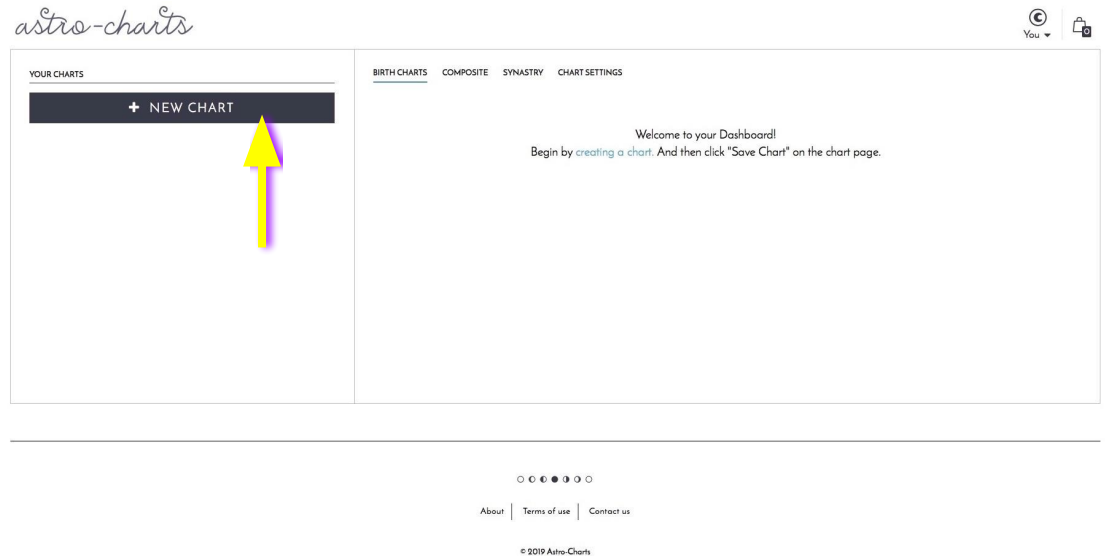
You will need your

\*Date of Birth

\*Time of Birth

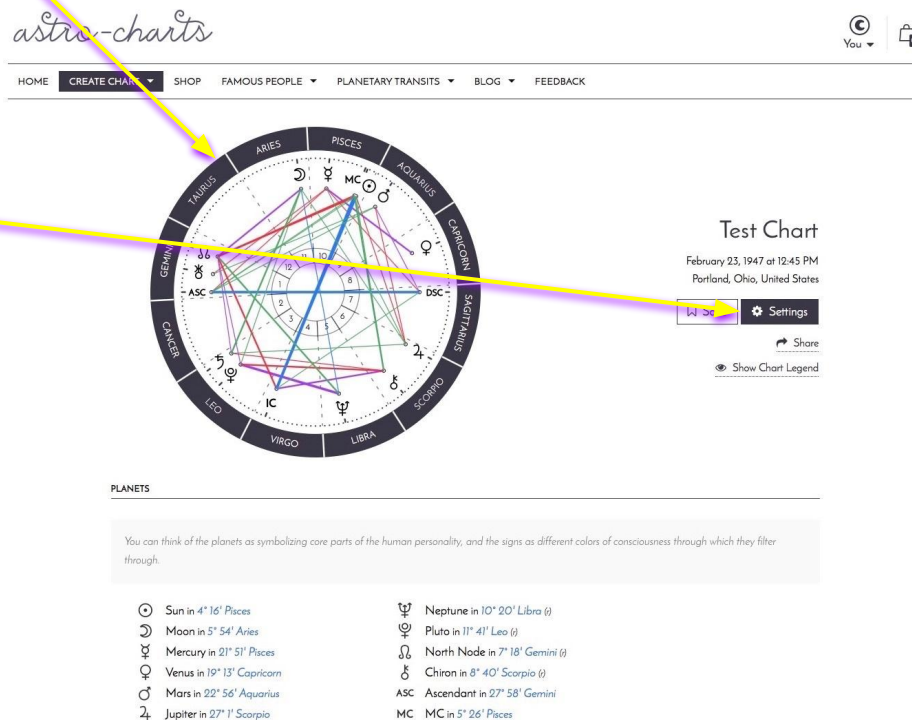
\*Location of Birth

Don't know this? Reach out and I can help you.



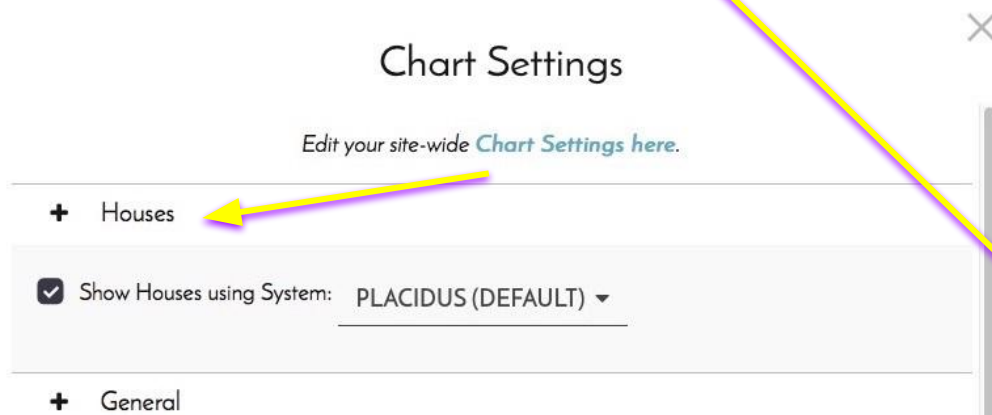
# This is your natal chart...

First thing you want to do after your chart comes up is to select the “Settings” button



# Change the House System

Change it from Placidus to Whole Sign Houses.



You can also change this permanently, for all your other charts, if you click here.



Now edit the aspects &  
planets/points that you want  
to show up in your charts

Chart Settings

*Edit your site-wide [Chart Settings here.](#)*

- + Houses
- + General
- + Planets & Asteroids
- + Aspects
- + Orbs

Chart Settings

*Edit your site-wide [Chart Settings here.](#)*

- + Houses
- + General
- + Planets & Asteroids

Show selected Planets & Asteroids:

<input checked="" type="checkbox"/> Sun	<input checked="" type="checkbox"/> Moon	<input checked="" type="checkbox"/> Mercury	<input checked="" type="checkbox"/> Venus	<input checked="" type="checkbox"/> Mars
<input checked="" type="checkbox"/> Jupiter	<input checked="" type="checkbox"/> Saturn	<input checked="" type="checkbox"/> Uranus	<input checked="" type="checkbox"/> Neptune	<input checked="" type="checkbox"/> Pluto
<input checked="" type="checkbox"/> Ascendant	<input checked="" type="checkbox"/> MC	<input checked="" type="checkbox"/> Chiron	<input checked="" type="checkbox"/> North Node	<input checked="" type="checkbox"/> True Node
<input checked="" type="checkbox"/> Descendant	<input checked="" type="checkbox"/> IC	<input type="checkbox"/> Lilith	<input type="checkbox"/> Ceres	<input type="checkbox"/> Vesta

+ Juno   + Pallas

+ Aspects

+ Orbs

APPLY SETTINGS

1. Select: Planets & Asteroids
2. Check: Descendant & IC
3. Check: True Node

Chart Settings

*Edit your site-wide [Chart Settings here.](#)*

- + Houses
- + General
- + Planets & Asteroids
- + Aspects
- + Orbs

Chart Settings

*Edit your site-wide [Chart Settings here.](#)*

- + Houses
- + General
- + Planets & Asteroids
- + Aspects

Show selected Aspects:

<input checked="" type="checkbox"/> Conjunction (0°)	<input checked="" type="checkbox"/> Opposition (180°)	<input checked="" type="checkbox"/> Square (90°)
<input checked="" type="checkbox"/> Trine (120°)	<input checked="" type="checkbox"/> Sextile (60°)	<input checked="" type="checkbox"/> Quintile (72°)
<input checked="" type="checkbox"/> Septile (51°)	<input checked="" type="checkbox"/> Octile (45°)	<input checked="" type="checkbox"/> Novile (40°)
<input checked="" type="checkbox"/> Semi-Sextile (30°)	<input checked="" type="checkbox"/> Quincunx (150°)	<input checked="" type="checkbox"/> Sesquiquadrate (135°)

+ Orbs

APPLY SETTINGS

4. Select: Aspects
5. Un-Check: These Aspects

**\*\*These are the settings I use in my readings and the components I write about. You're welcome to use the planets, asteroids and aspects that you want to study independently. I won't be able to answer questions about these others.**

Chart Settings

*Edit your site-wide [Chart Settings here.](#)*

- + Houses
- + General
- + Planets & Asteroids
- + Aspects

Show selected Aspects:

<input checked="" type="checkbox"/> Conjunction (0°)	<input checked="" type="checkbox"/> Opposition (180°)	<input checked="" type="checkbox"/> Square (90°)
<input checked="" type="checkbox"/> Trine (120°)	<input checked="" type="checkbox"/> Sextile (60°)	<input type="checkbox"/> Quintile (72°)
<input type="checkbox"/> Septile (51°)	<input type="checkbox"/> Octile (45°)	<input type="checkbox"/> Novile (40°)
<input type="checkbox"/> Semi-Sextile (30°)	<input type="checkbox"/> Quincunx (150°)	<input type="checkbox"/> Sesquiquadrate (135°)

+ Orbs

APPLY SETTINGS

**Click: Apply Settings**

# Bonus Features: List of Aspects

This lists all the aspects in your chart.

You can use these terms in your self study.

EXAMPLE: Search, “Mercury Sextile Venus” to read more about what energies that aspect can bring.

Go down the list. This study helps you to understand Aspects in general.

## ASPECTS

*The aspects describe the geometric angles between the planets. Each shape they produce has a different meaning.*

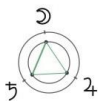
♂ MC Opposition IC orb: 0 °	△ Sun Trine Chiron orb: 4 °
♂ Ascendant Opposition Descendant orb: 0 °	✕ Mars Sextile Descendant orb: 5 °
✕ Neptune Sextile Pluto orb: 1 °	□ Saturn Square Chiron orb: 5 °
♂ Sun Opposition IC orb: 1 °	□ Mars Square Jupiter orb: 5 °
♂ Sun Conjunction MC orb: 1 °	♂ Moon Opposition Neptune orb: 5 °
✕ Mercury Sextile Venus orb: 2 °	△ Mars Trine Ascendant orb: 5 °
✕ Moon Sextile North Node orb: 2 °	△ Mars Trine Uranus orb: 5 °
□ North Node Square IC orb: 2 °	□ Mercury Square Descendant orb: 6 °
□ North Node Square MC orb: 2 °	□ Mercury Square Ascendant orb: 6 °
△ Moon Trine Saturn orb: 2 °	△ Jupiter Trine Saturn orb: 6 °
✕ Chiron Sextile IC orb: 3 °	△ Mercury Trine Jupiter orb: 6 °
□ Pluto Square Chiron orb: 3 °	△ Moon Trine Pluto orb: 6 °
□ Sun Square North Node orb: 3 °	□ Sun Square Jupiter orb: 7 °
△ Chiron Trine MC orb: 3 °	△ Sun Trine Ascendant orb: 7 °
△ Neptune Trine North Node orb: 3 °	△ Descendant Trine IC orb: 8 °
✕ Pluto Sextile North Node orb: 4 °	△ Ascendant Trine MC orb: 8 °
✕ Saturn Sextile North Node orb: 4 °	△ Moon Trine Jupiter orb: 8 °
□ Mercury Square Uranus orb: 4 °	

[Minor Aspects >>](#)



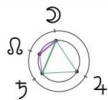
# Bonus Features: Chart Patterns

*Chart patterns are a collection of aspects that are grouped together to reveal a larger geometric pattern within the chart.*



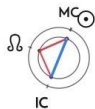
## Grand Trine

Moon in 5° Aries  
Saturn in 3° Leo  
Jupiter in 27° Scorpio



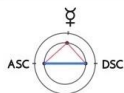
## Kite

Moon in 5° Aries  
Saturn in 3° Leo  
Jupiter in 27° Scorpio  
North Node in 7° Gemini



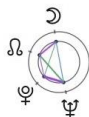
## T-Square

MC in 5° Pisces  
North Node in 7° Gemini  
IC in 5° Virgo  
Sun in 4° Pisces



## T-Square

Ascendant in 27° Gemini  
Mercury in 21° Pisces  
Descendant in 27° Sagittarius



## Cradle

Moon in 5° Aries  
Neptune in 10° Libra  
Pluto in 11° Leo  
North Node in 7° Gemini

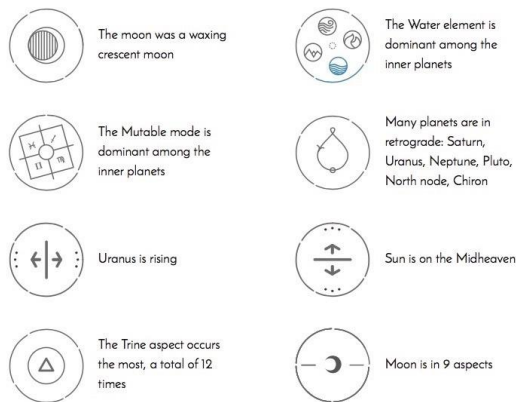
Chart Patterns are groupings of Aspects that, when found in the chart, can sometimes offer a different energetic or experience.

Use this info to study more about the Chart Patterns you have.

\*Note: not all charts have chart patterns.

# Bonus Feature: Random Fun Facts & Houses

This offers a selection of fun facts about your birth chart. The moon phase you were born under is my favorite. These are other facts that you can search online or study more about.



## HOUSES

Chart houses split the chart into twelve realms, beginning from the Ascendant, which add another dimension of themes corresponding to the signs starting from Aries. [read more](#)

1st House starts at 0° Gemini  
(Containing Uranus and North Node)

2nd House starts at 0° Cancer

3rd House starts at 0° Leo  
(Containing Saturn and Pluto)

4th House starts at 0° Virgo

5th House starts at 0° Libra  
(Containing Neptune)

6th House starts at 0° Scorpio  
(Containing Jupiter and Chiron)

7th House starts at 0° Sagittarius

8th House starts at 0° Capricorn  
(Containing Venus)

9th House starts at 0° Aquarius  
(Containing Mars)

10th House starts at 0° Pisces  
(Containing Sun and Mercury)

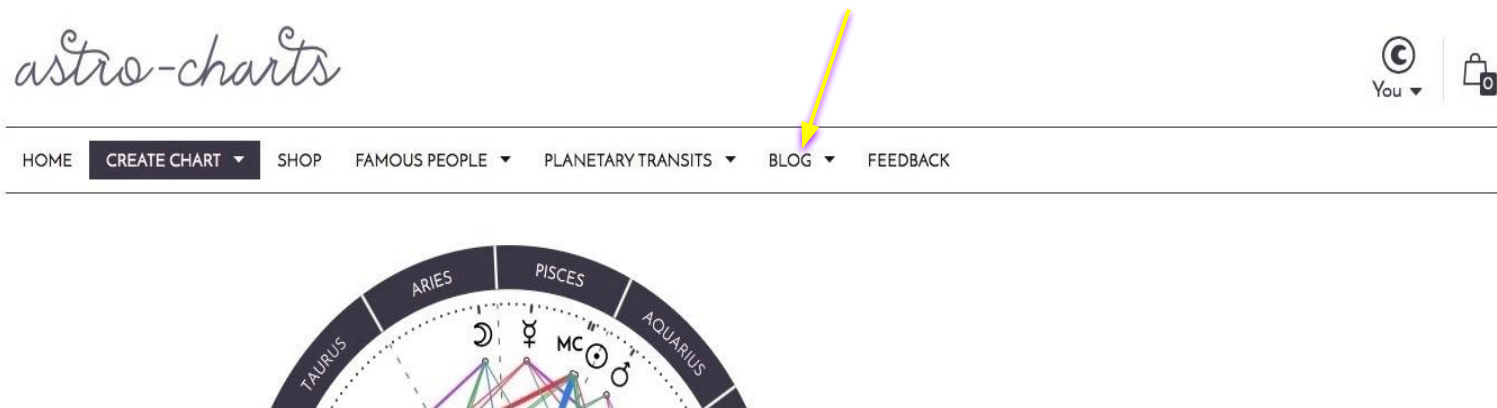
11th House starts at 0° Aries  
(Containing Moon)

12th House starts at 0° Taurus

It lists the houses and what planets you have in each (if any). Whole Sign House system will start every House at Zero °

# Check out their blog too.

I haven't read all of their blog posts yet, but the ones I did were pretty good. Let me know what you think of them. Happy Charting friends!



# Give them Feedback & Share their work!

Remember to support organizations & groups that offer us free content. Send them a thank you, purchase one of their reports (note: I have not done this so I don't guarantee the quality but if you do order one I'd love to know what you think). It's good to do this so they can continue to make us these rad, FREE tools for our studies. Please share any questions or updates you have on this website with me too!

